

WEEK  
**THREE**  
MARCH 2025

SMALL GROUP  
**K-5**  
STARTER

## TODAY'S SUGGESTED SCHEDULE

**NOTE:** This version of the curriculum is designed especially for churches with fewer leaders and kids. You may want to use it if you have just one or two leaders and if you combine all your kids in both Large and Small Group time.

### TODAY'S BIBLE STORY

**Won't You Please,  
Please Help Me?**

Nehemiah Rebuilds the Walls  
Nehemiah 1-4; 6:15

### TODAY'S BOTTOM LINE

Work together to solve problems.

### MONTHLY MEMORY VERSE

**Two people are better than  
one. They can help each  
other in everything they do.**

Ecclesiastes 4:9, NIV

### MONTHLY VIRTUE

**Cooperation—Working together  
to do more than you can do alone**

### BASIC TRUTH

**I need to make the wise choice.**

### PRELUDE: Setting the Tone for the Experience

See the **Getting Ready** pages at the end of this document for a detailed description of what you'll need for today.

In the **Prelude** folder of your curriculum, you'll find a variety of other resources to help you prepare.

Check out our Pinterest page here <https://bit.ly/447HSZi> for a visual on some of the activities.

Check out our Small Group Leader Conversation Guides to guide you through salvation conversations: <https://bit.ly/4daxSUg>

### SMALL GROUP

**15**  
MIN

#### **SOCIAL: Providing Time for Fun Interaction**

Early Arriver  
Opening Activity

### LARGE GROUP

**35**  
MIN

#### **STORY: Communicating God's Truth in Engaging Ways**

#### **WORSHIP: Inviting People to Respond to God**

Opener  
Worship  
Bible Story  
Bottom Line  
What's Our Part in the Story?  
Prayer

### SMALL GROUP


**25**  
MIN

#### **GROUPS: Creating a Safe Place to Connect**

Bible Story Review: Can We Build It?  
Application Activity: Solution Signs  
Memory Verse Activity: Skip a Word  
Prayer Activity: Pray and Dismiss

### HOME: Prompting Action Beyond the Experience

Parent Cue Card (Print or Email)  
Devotionals for Kids  
Parent Cue App



WEEK  
**THREE**  
MARCH 2025

SMALL GROUP  
**K-5**  
STARTER

**PRELUDE      SOCIAL      STORY      WORSHIP      GROUPS      HOME**

PROVIDING TIME FOR FUN INTERACTION  
15 MINUTES

### MADE TO PLAY

an activity that encourages learning through following guidelines and working as a group



*Before kids arrive, take a few moments to pray for them. Pray for those who might visit your group for the first time. Thank God for giving you and your group wisdom and creativity. Ask God to help the kids learn how to collaborate, solve problems, and recognize that we are better together.*

### TODAY'S BIBLE STORY

**Won't You Please,  
Please Help Me?**

Nehemiah Rebuilds the Walls  
Nehemiah 1-4; 6:15

### TODAY'S BOTTOM LINE

**Work together to solve problems.**

### MONTHLY MEMORY VERSE

**Two people are better than  
one. They can help each  
other in everything they do.**

Ecclesiastes 4:9, NIV

### MONTHLY VIRTUE

**Cooperation—Working together  
to do more than you can do alone**

### BASIC TRUTH


**I need to make the wise choice.**

## 1. EARLY ARRIVER

**WHAT YOU NEED:** Offering container, and small toy (or supply item)

#### WHAT YOU DO:

- Welcome kids to your group with a high five or a fist bump.
- Invite kids who brought an offering to place it in the offering container.
- When enough kids have arrived, select one kid to be the "seeker."
- Direct the "seeker" to step away from the group area or close their eyes.
- Display the small toy (or supply item) to the group, ensuring everyone sees it clearly.
- Hide the toy (or supply item) somewhere in the room and ensure the group sees where it is.
- Instruct the "seeker" to return to the group area or uncover their eyes.
- Direct the rest of the kids to lead the "seeker" to find the toy (or supply item) using warm/cold clues:
  - If the "seeker" gets closer to the item, encourage the group to say "warm, warmer, HOT, etc."
  - If the "seeker" is moving away from the item, direct the group to say "cold, colder, freezing, etc."
- Once the toy (or supply item) is found, select a new "seeker" and direct them to step away or close their eyes.
- Instruct the previous "seeker" to hide the toy (or supply item) for the next round.
- Play as long as time allows, rotating "seekers" each round.



WEEK  
**THREE**  
MARCH 2025

SMALL GROUP  
**K-5**  
STARTER

PRELUDE SOCIAL STORY WORSHIP GROUPS HOME

PROVIDING TIME FOR FUN INTERACTION  
15 MINUTES

## MADE TO CONNECT

an activity that invites kids to share with others and build on their understanding



## TODAY'S BIBLE STORY

**Won't You Please,  
Please Help Me?**

Nehemiah Rebuilds the Walls  
Nehemiah 1-4; 6:15

## TODAY'S BOTTOM LINE

Work together to solve problems.

## MONTHLY MEMORY VERSE

**Two people are better than  
one. They can help each  
other in everything they do.**  
Ecclesiastes 4:9, NIV

## MONTHLY VIRTUE

Cooperation—Working together  
to do more than you can do alone

## BASIC TRUTH

I need to make the wise choice.

## 2. OPENING ACTIVITY

**WHAT YOU NEED:** Pillows (or construction paper)


**WHAT YOU DO:**

- Gather your group on one side of the group area.
- Direct the group by saying, "The floor is lava, and you need to reach the other side for safety!"
- Give the group the pillows (or paper) and model how they can be used as "safe spots" to cross the lava.
- Instruct the kids to work together and decide how to place the pillows to make a path across the "lava field."
- Remember though—no one can cross the lava except on those spots, even when placing the spots across the lava field.
- Once everyone crosses, encourage the kids to try again, but this time, establish the rule that only one kid can step on each pillow (or piece of construction paper) at a time.
- Play as many rounds as time allows.

**WHAT YOU SAY:**

"Have you ever played this game before? (*Invite responses.*) Some of you are playing for the first time. We didn't have any special lava-crossing experts here, but when we all did our part, we safely crossed the room! Whew! **[Transition]** Let's go hear about people who made a big difference together with no experts and very few resources. Come with me!"

Lead your group to the Large Group area.



WEEK  
**THREE**  
MARCH 2025

SMALL GROUP  
**K-5**  
STARTER

PRELUDE

SOCIAL

STORY

WORSHIP

GROUPS

HOME

CREATING A SAFE PLACE TO CONNECT  
25 MINUTES

## MADE TO EXPLORE

an activity that extends learning through hands on experimentation and discovery



## 1. CAN WE BUILD IT?

[TALK ABOUT GOD | BIBLE STORY REVIEW]

**WHAT YOU NEED:** Plastic cups, string or yarn, and rubber bands

### WHAT YOU DO:

- Divide the kids into teams of four.
  - Mix teams with older and younger kids.
- Give each team five cups, one rubber band, and four pieces of string (or yarn).
- Challenge each team to make a pyramid using the cups, but state this rule:
  - Kids are not allowed to touch the cups with their hands.
- Each kid will tie their string to the rubber band.
  - By pulling on the strings, they can stretch the rubber band wide enough to go over a cup.
  - Once the rubber band is around the cup, the teams can lift and move the cup into place.
- Demonstrate how the rubber band and strings can be used together.
- Give the teams a few minutes to complete the challenge.
- Encourage kids to cooperate, share ideas, and help each other as they build their pyramid.
- Support any teams that may be struggling by reminding them to communicate and work together.
- Celebrate when each team successfully builds their pyramid!

## TODAY'S BIBLE STORY

**Won't You Please,  
Please Help Me?**

Nehemiah Rebuilds the Walls  
Nehemiah 1-4; 6:15

## TODAY'S BOTTOM LINE

Work together to solve problems.

## MONTHLY MEMORY VERSE

**Two people are better than  
one. They can help each  
other in everything they do.**

Ecclesiastes 4:9, NIV

## MONTHLY VIRTUE

**Cooperation—Working together  
to do more than you can do alone**

## BASIC TRUTH

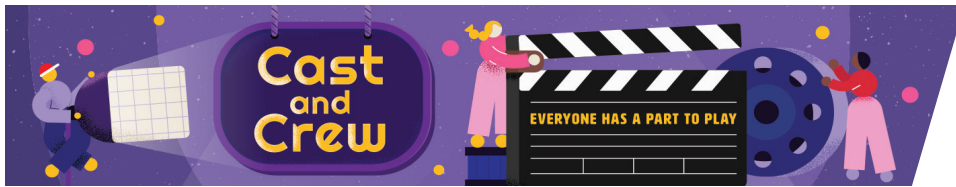
I need to make the wise choice.

### WHAT YOU SAY:

"Have any of you done this experiment before? (*Invite responses.*)

"When I gave you this challenge, you had a problem that you couldn't solve alone. But look at what happened when you cooperated—you did something really cool! Just like the people in our Bible Story today, you can **work together to solve a problem**. What were some of the problems that Nehemiah and God's people faced? (*Invite responses, like: building the wall, organizing the country, defending themselves against enemies.*)

"Cooperation is working together to do more than you can do alone. When was the last time that you had a problem you couldn't solve on your own? When have you needed to gather some friends and **work together to solve a problem?**" (*Invite responses.*)



WEEK  
**THREE**  
MARCH 2025

SMALL GROUP  
**K-5**  
STARTER

PRELUDE      SOCIAL      STORY      WORSHIP      GROUPS      HOME

CREATING A SAFE PLACE TO CONNECT  
25 MINUTES

### MADE TO CREATE

an activity that explores spiritual ideas through the process of drawing, building, and designing



### \*2. SOLUTION SIGNS

[LIVE FOR GOD | APPLICATION ACTIVITY]

**WHAT YOU NEED:** "Solution Situations" Activity Page, poster board, and coloring supplies

**WHAT YOU DO:**

- Divide the kids into five groups.
  - To mix things up, encourage kids to find group members who are not the same age as them.
- Give each group a scenario card from the "Solution Situations" Activity Page.
- Set out the coloring supplies.
- Give the groups time to collaborate on a solution to the problem on their card.
- Instruct the groups to design a poster showing their solution idea.
- When the kids are finished, invite them to share their posters with the group.

### TODAY'S BIBLE STORY

**Won't You Please,  
Please Help Me?**

Nehemiah Rebuilds the Walls  
Nehemiah 1-4; 6:15

**WHAT YOU SAY:**

"Great job working together to create these beautiful masterpieces! There are real problems in our world. Some are small, and some are very big. We aren't responsible for fixing all of them, but God has given us the ability to **work together to solve problems.**"

### TODAY'S BOTTOM LINE

Work together to solve problems.

"Whether it's at home, at school, on your sports team, or in your community—God made us to cooperate! Even Jesus, God's Son, chose to work together with everyday people to do some incredible things. It might not always be easy, but we can solve even more problems when we work together! This week, let's look out for ways we can **work together to solve problems.**"

### MONTHLY MEMORY VERSE

**Two people are better than one. They can help each other in everything they do.**

Ecclesiastes 4:9, NIV

**[Make It Personal] (Share a time when you worked together with a group to solve a problem: a study group, coworkers, or family members. Maybe there was an easy solution, or maybe it was something more difficult.)**

### MONTHLY VIRTUE

**Cooperation—Working together to do more than you can do alone**


*Optional Discussion Questions for Older Kids*

If you lead 4th, 5th, or 6th graders, consider asking these discussion questions:

- How do you know when a problem is too big for you to solve alone?
- When did you last work with someone at school or on a sports team? In your family?

### BASIC TRUTH

I need to make the wise choice.



WEEK  
**THREE**  
MARCH 2025

SMALL GROUP  
**K-5**  
STARTER

PRELUDE SOCIAL STORY WORSHIP GROUPS HOME

CREATING A SAFE PLACE TO CONNECT  
25 MINUTES

### MADE TO MOVE

an activity that increases the oxygen in the brain and taps into the energy in the body



### 3. SKIP A WORD

[HEAR FROM GOD | MEMORY VERSE ACTIVITY]

WHAT YOU NEED: Bibles, and prepared large balloon

#### WHAT YOU DO:

- Divide your group into pairs.
  - Pair an older kid with a younger kid if possible.
- Give each pair a Bible.
- Direct them to look up Ecclesiastes 4:9 using the Bible Navigation Tips below.

### TODAY'S BIBLE STORY

**Won't You Please,  
Please Help Me?**

Nehemiah Rebuilds the Walls  
Nehemiah 1-4; 6:15

***Finding verses with a multi-age group:** Guide all kids to open their Bibles to the front and find the table of contents. (Hold up a Bible opened to the table of contents to show the kids what the page looks like.) When the kids find the table of contents, ask a middle-elementary kid (2nd -3rd grade) to find Ecclesiastes in the list under "Old Testament." When the kid finds Ecclesiastes, lead them to look at the page number beside the word and say it aloud, explaining that the number tells them on what page they can find Ecclesiastes. Ask older-elementary kids (4th-5th grade) to help younger ones find the correct page in their Bibles. When they all find Ecclesiastes, explain that the big numbers on the page are the chapter numbers. Ask a kindergartner or 1st grader to find chapter 4, and give time for all the kids to turn the pages to find it. Explain that the small numbers are verse numbers, and ask a middle-elementary kid to find verse 9 in chapter 4. Then, read the verse aloud slowly, especially for your pre-readers, or ask older-elementary kids to read it to the group.*

### TODAY'S BOTTOM LINE

Work together to solve problems.

### MONTHLY MEMORY VERSE

**Two people are better than  
one. They can help each  
other in everything they do.**

Ecclesiastes 4:9, NIV

- Repeat the verse aloud together several times.
- Encourage the pairs to close their Bibles and collect them.
- Keep one Bible for yourself opened as a reference.
- Instruct kids to stand in a circle.
- Invite the group to repeat the verse one more time.
- Select a kid to start and toss the balloon to them.
- Direct the kid to look at the word nearest to their right thumb.
- Instruct that kid to say the Memory Verse aloud, skipping the word closest to their thumb.
  - Allow the kids to ask you for help. Refer to the open Bible if needed.
- Once the kid finishes, encourage them to toss the balloon to another kid.
- Continue the game until everyone has had a turn to say the verse, skipping different words each time.
- Set the balloon aside and discuss.

### MONTHLY VIRTUE


**Cooperation—Working together  
to do more than you can do alone**

### BASIC TRUTH

**I need to make the wise choice.**

#### WHAT YOU SAY:

"This Memory Verse reminds us that we don't need many people to **work together to solve a problem**. It's amazing how much easier things can be when we don't have to face challenges alone! Friends, we are better together! Cooperation might not always seem like the easier choice, but it is so worth it! Think about what problems you can help solve this week. Remember, God wants to use our unique gifts and abilities to **work together to solve a problem.**"



WEEK  
**THREE**  
MARCH 2025

SMALL GROUP  
**K-5**  
STARTER

PRELUDE      SOCIAL      STORY      WORSHIP      GROUPS      HOME

CREATING A SAFE PLACE TO CONNECT  
25 MINUTES

### MADE TO REFLECT

an activity that creates space for personal understanding and application



## 4. PRAY AND DISMISS [PRAY TO GOD | PRAYER ACTIVITY]

**WHAT YOU NEED:** Posters from the Solution Signs Activity

**WHAT YOU DO:**

- Divide the kids into groups of two or three.
- Give each group a poster they did not create from the Solution Signs Activity.
  - *NOTE: If your group did not complete the Solution Signs Activity, invite them to think about one way they can help solve a problem this week.*
- Instruct the groups to look at the poster and invite them to pray aloud for the situation shown on the poster.
  - It's okay if kids want to pray silently.
- Direct the kids to return the posters to those who originally worked on them in the Solution Signs Activity.
- Encourage the kids to pray for their own poster for a few moments.
  - Share that it's okay if kids want to pray silently.
- Close the group time in prayer.

### TODAY'S BIBLE STORY

**Won't You Please,  
Please Help Me?**

Nehemiah Rebuilds the Walls  
Nehemiah 1-4; 6:15

**WHAT YOU SAY:**

"Dear God, thank You for giving us the ability to **work together to solve a problem**. Thank You that we don't have to face big issues in our world or small problems alone. Please give us the patience and courage to cooperate! Help us look for ways to cooperate this week. We love You, and we pray these things in Jesus' name. Amen."

As adults arrive to pick up, display the posters from the Solutions Signs Activity for grown-ups to see. Encourage kids to tell their families about the solutions they thought of for some of these problems.

### TODAY'S BOTTOM LINE

Work together to solve problems.

### MONTHLY MEMORY VERSE


**Two people are better than one. They can help each other in everything they do.**  
Ecclesiastes 4:9, NIV

### MONTHLY VIRTUE

Cooperation—Working together to do more than you can do alone

### BASIC TRUTH

I need to make the wise choice.



WEEK  
**THREE**  
MARCH 2025

SMALL GROUP  
**K-5**  
STARTER

PRELUDE

SOCIAL

STORY

WORSHIP

GROUPS

HOME

## GETTING READY

HERE'S EVERYTHING YOU NEED TO GET READY FOR THIS WEEK

### SOCIAL: PROVIDING TIME FOR FUN INTERACTION (15 MINUTES)

Welcome kids and spend time engaging in conversation and catching up. Get ready to experience today's story.

**(Choose one or both of these activities.)**

#### 1. EARLY ARRIVER

*Made to Play:* an activity that encourages learning through following guidelines and working as a group

**WHAT YOU NEED:**

- Offering container
- Small toy (or supply item), one for each Small Group

#### 2. OPENING ACTIVITY

*Made to Connect:* an activity that invites kids to share with others and build on their understanding

**WHAT YOU NEED:**

- Pillows (or construction paper), five for each Small Group

### GROUPS: CREATING A SAFE PLACE TO CONNECT (25 MINUTES)

Create a safe place to connect and learn how the Bible story applies to real life experiences, through interactive activities and discussion questions.

**(Choose as many of these activities as you like.)**

*\* If you don't have time to do all these activities, be sure to do activity #2.*

#### 1. CAN WE BUILD IT?

[TALK ABOUT GOD | BIBLE STORY REVIEW]

*Made to Explore:* an activity that extends learning through hands-on experimentation and discovery

**WHAT YOU NEED:**

- Plastic cups, five for every four kids
- 6"-12" pieces of string or yarn, four for every four kids
- Rubber band, one for every four kids (Provide a couple of extra rubber bands in case of snapping!)

#### \* 2. SOLUTION SIGNS

[LIVE FOR GOD | APPLICATION ACTIVITY]

*Made to Create:* an activity that explores spiritual ideas through the process of drawing, building, and designing

**WHAT YOU NEED:**

- Print "Solution Situations" Activity Page on paper and cut apart, one set for each Small Group
- Poster board, five pieces for each Small Group
- Coloring supplies, enough for each Small Group to share

#### 3. SKIP A WORD

[HEAR FROM GOD | MEMORY VERSE ACTIVITY]

*Made to Move:* an activity that increases the oxygen in the brain and taps into the energy in the body

**WHAT YOU NEED:**

- Bibles, one for every two kids
- Large balloon, one for each Small Group
- Permanent marker, one for each Small Group
- Before group time:
  - Inflate the balloon and tie it.
  - Write the words of the verse in any order all over the balloon.

#### 4. PRAY AND DISMISS

[PRAY TO GOD | PRAYER ACTIVITY]

*Made to Reflect:* an activity that creates space for personal understanding and application

**WHAT YOU NEED:**

- Posters from the Solution Signs Activity

### HOME: PROMPTING ACTION BEYOND THE EXPERIENCE

- Print on cardstock or email this week's devotionals and Parent Cue cards.
- Tell parents about our additional family resource: **Parent Cue app.**